



Fatty Acid Synthase mouse mAb

Catalog No	YP-Ab-02356
Isotype	IgG
Reactivity	Human;Mouse;Rat;Monkey;Bovine
Applications	WB;IP;IF
Gene Name	fasn
Protein Name	
Immunogen	Purified recombinant human Fatty Acid Synthase protein fragments expressed in E.coli.
Specificity	This antibody detects endogenous levels of Fatty Acid Synthase and does not cross-react with related proteins.
Formulation	Liquid in PBS containing 50% glycerol, 0.5% BSA and 0.02% sodium azide.
Source	Monoclonal, Mouse
Purification	The antibody was affinity-purified from mouse ascites by affinity-chromatography using epitope-specific immunogen.
Dilution	wb 1:1000 icc 1:400. IF 1:50-200
Concentration	1 mg/ml
Purity	≥90%
Storage Stability	-20°C/1 year
Synonyms	[Acyl-carrier-protein] S acetyltransferase;[Acyl-carrier-protein] S malonyltransferase;3-hydroxypalmitoyl-[acyl-carrier-protein] dehydratase;3-oxoacyl-[acyl-carrier-protein] reductase;3-oxoacyl-[acyl-carrier-protein] synthase;Enoyl-[acyl-carrier-protein]
Observed Band	273kD
Cell Pathway	Cytoplasm . Melanosome . Identified by mass spectrometry in melanosome fractions from stage I to stage IV.
Tissue Specificity	Ubiquitous. Prominent expression in brain, lung, liver and mammary gland.
Function	catalytic activity:(3R)-3-hydroxyacyl-[acyl-carrier-protein] + NADP(+) = 3-oxoacyl-[acyl-carrier-protein] + NADPH.,catalytic activity:(3R)-3-hydroxypalmitoyl-[acyl-carrier-protein] = hexadec-2-enoyl-[acyl-carrier-protein] + H(2)O.,catalytic activity:Acetyl-CoA + [acyl-carrier-protein] = CoA + acetyl-[acyl-carrier-protein].,catalytic activity:Acetyl-CoA + n malonyl-CoA + 2n NADPH = a long-chain fatty acid + (n+1) CoA + n CO(2) + 2n NADP(+).,catalytic activity:Acyl-[acyl-carrier-protein] + malonyl-[acyl-carrier-protein] = 3-oxoacyl-[acyl-carrier-protein] + CO(2) + [acyl-carrier-protein].,catalytic activity:Acyl-[acyl-carrier-protein] + NADP(+) = trans-2,3-dehydroacyl-[acyl-carrier-protein] + NADPH.,catalytic activity:Malonyl-CoA + [acyl-carrier-protein] = CoA +



malonyl-[acyl-carrier-protein]..catalytic activity:Oleoyl-[acyl-carrier-protein] + H(2)O = [acyl-carrier-protein] + oleate.,functi

Background

The enzyme encoded by this gene is a multifunctional protein. Its main function is to catalyze the synthesis of palmitate from acetyl-CoA and malonyl-CoA, in the presence of NADPH, into long-chain saturated fatty acids. In some cancer cell lines, this protein has been found to be fused with estrogen receptor-alpha (ER-alpha), in which the N-terminus of FAS is fused in-frame with the C-terminus of ER-alpha. [provided by RefSeq, Jul 2008],

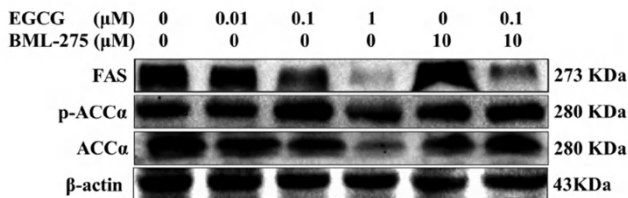
matters needing attention

Avoid repeated freezing and thawing!

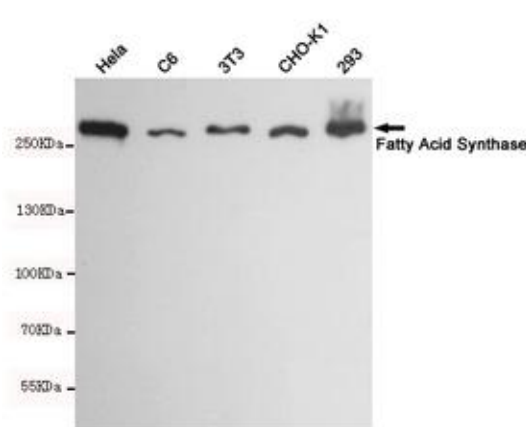
Usage suggestions

This product can be used in immunological reaction related experiments. For more information, please consult technical personnel.

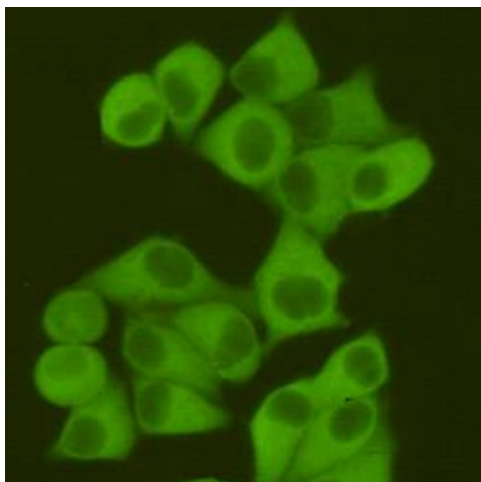
Products Images



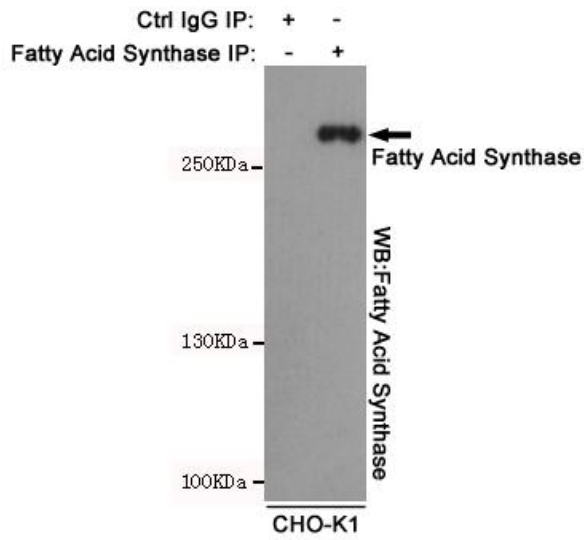
Ding, Hongyan, et al. "Epigallocatechin-3-gallate activates the AMP-activated protein kinase signaling pathway to reduce lipid accumulation in canine hepatocytes." *Journal of Cellular Physiology* 236.1 (2021): 405-416.



Western blot detection of Fatty Acid Synthase in HeLa, C6, 3T3, CHO-K1 and 293 cell lysates using Fatty Acid Synthase mouse mAb(dilution 1:1000). Predicted band size:273kDa. Observed band size:273kDa.



Immunocytochemistry staining of HeLa cells fixed with 4% Paraformaldehyde and using anti-Fatty Acid Synthase mouse mAb (dilution 1:400).



Immunoprecipitation analysis of CHO-K1 cell lysates using Fatty Acid Synthase mouse mAb.